

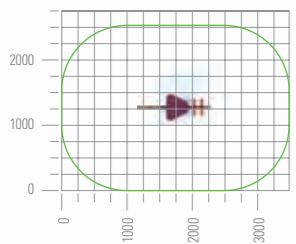
# balancines muelle

**caballo**  
ref. suma blo00030



3 a 9	0,9x0,4x1	24	1 h/2
0,6	3,5x2,5	8 m²	

**perro**  
ref. suma blo00020



**moto**  
ref. suma blo00080

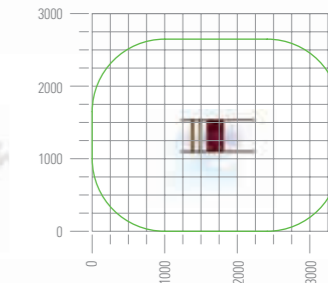



**elefante**  
ref. suma blo00040



**coche**  
ref. suma blo00090

3 a 9	0,8x0,5x0,8	36	1 h/2
0,6	3,5x2,6	8 m²	



www.sumalim.com



balancines